

June 23, 2009

## Pacific Maritime Association (PMA) Announces July Rate Increases

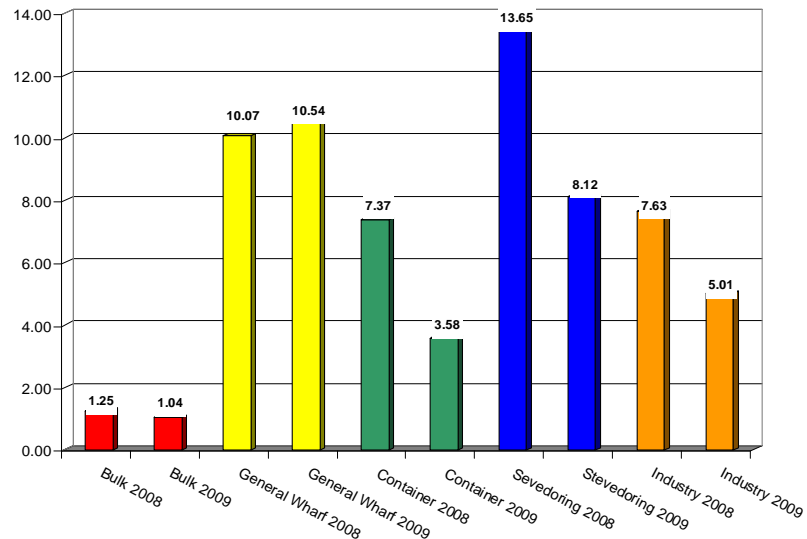
Assessment rates for the 2009/2010 fiscal year were announced June 19<sup>th</sup> on the PMA Internet site at [www.pmanet.org](http://www.pmanet.org).

Based on fixed pension and welfare obligations of close to \$1 billion, and declining volumes over which to assess benefit costs, assessment rates could have increased by as much as 65-70%. Approximately \$667 million of that increase is attributable to falling hours and cargo volumes. The rest of the increase stems primarily from rising pension costs of \$150 million.

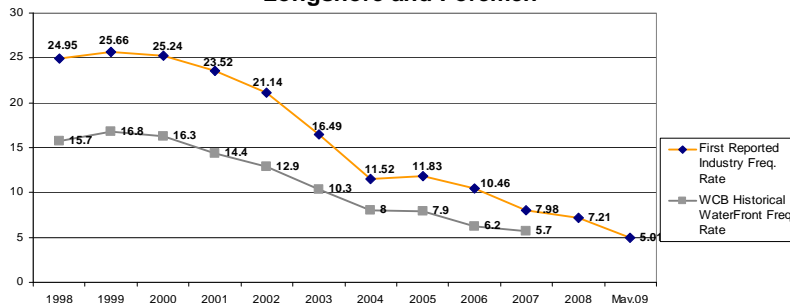
According to the PMA's announcement, steps were taken to mitigate the assessment rate increases in order to maintain West Coast competitiveness for discretionary cargo. The final, approved hourly wage assessment increased 34% to \$28.78 per hour and the Container rate increased 32% to \$29.58 per TEU. Other cargo rates increased by 27%. The PMA website went on to state that "if volumes further deteriorate beyond current projections, then these rates could be subject to change".

**Health and Safety**

**Sectoral Frequencies Year to Date to May 2008 vs. May 2009  
Claims First Report**



**Accident Frequency Year to Date to End of May 2009  
Longshore and Foremen**



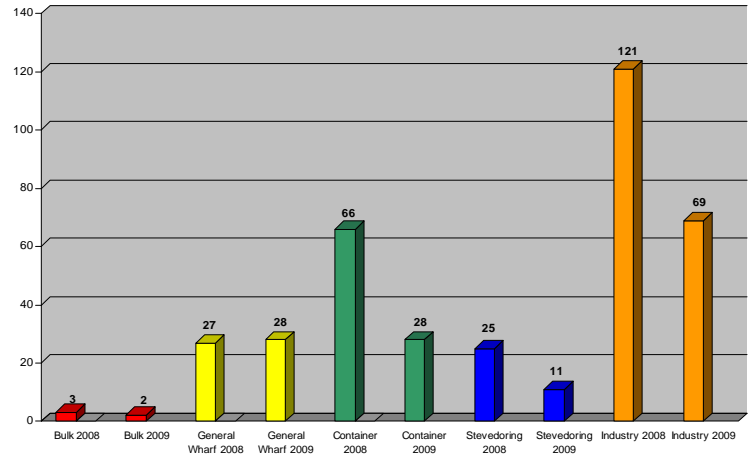
Top line represents LTIs as reported by member companies. Second line represents true frequency rate, 2007 represents full year frequency 2009 represents frequency year to date to May 2009.

*For more information on these graphs contact: Suki Hache shache@bcmea.com*

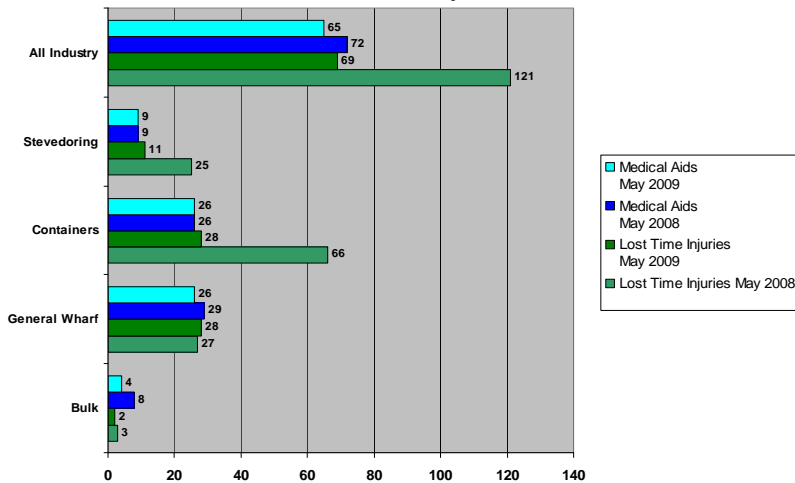
June 23, 2009

## Health and Safety

Lost Time Injuries by Sector - May 2008 vs. May 2009  
Claims First Reported

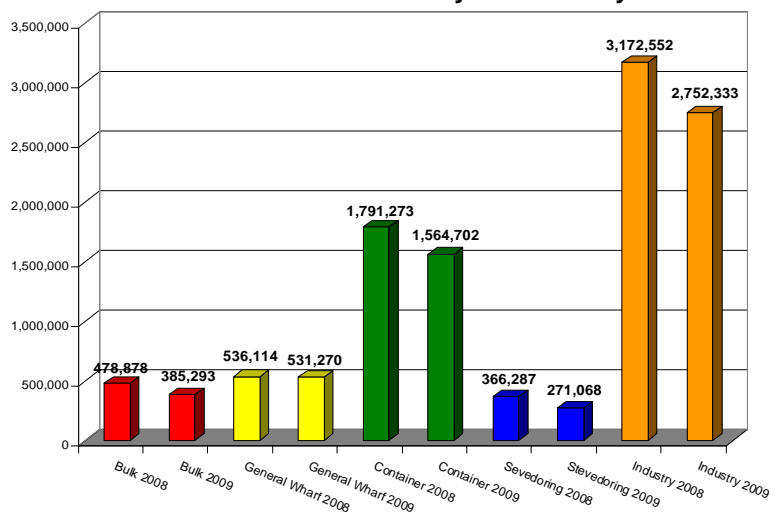


Lost Time Injuries and Medical Aid 2008 - 2009  
Claims First Reported



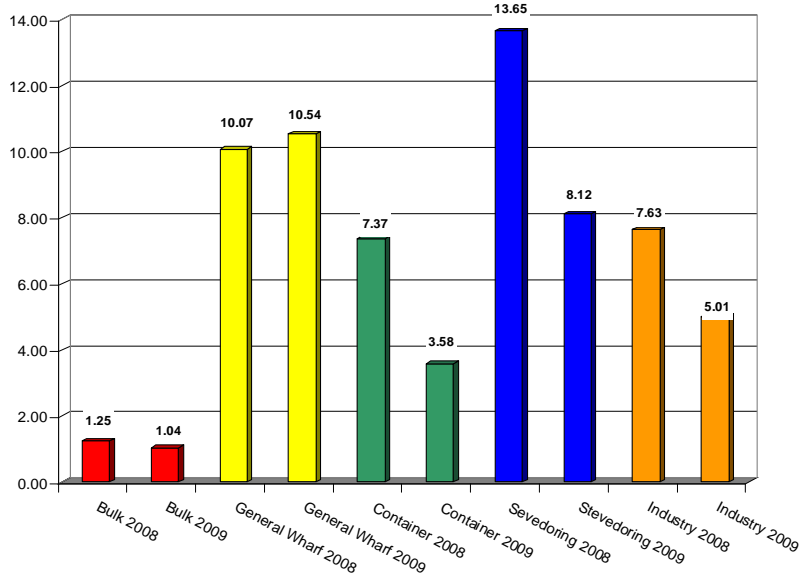
For more information  
on these graphs  
contact: Suki Hache  
shache@bcmea.com

Sectoral Hours Year - May 2008 vs. May 2009



June 23, 2009

**Sectoral Frequencies Year to Date to May 2008 vs. May 2009  
Claims First Report**



*For more information  
on these graphs  
contact: Suki Hache  
shache@bcmea.com*

## DISPATCH SHORTAGE STATISTICS

For Period: Sunday, June 14, 2009 to Saturday, June 20, 2009

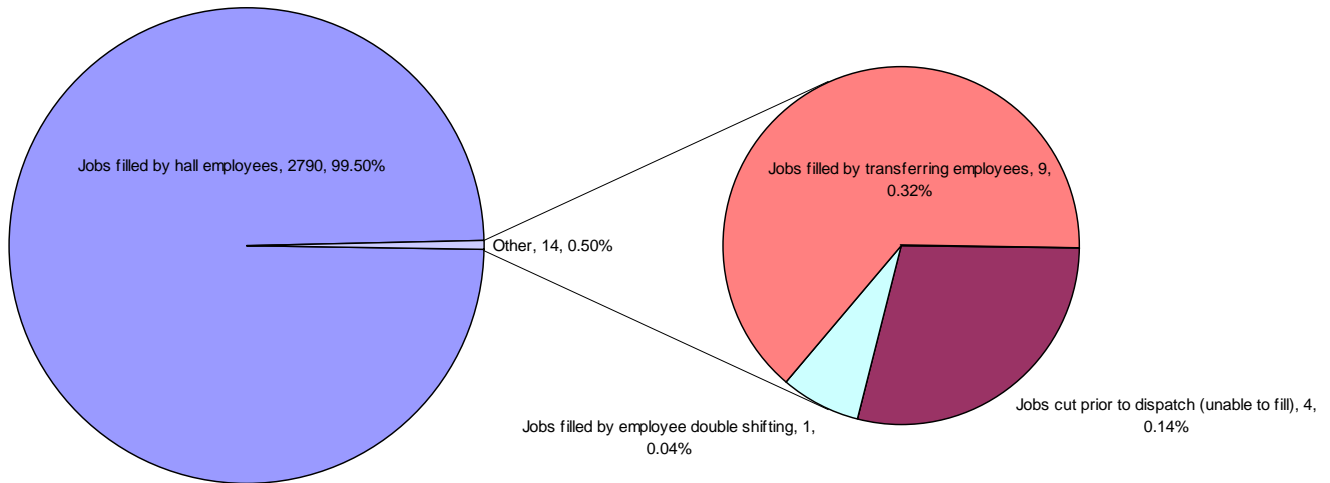
job	Jobs cut prior to dispatch (unable to fill)	Jobs filled thru employee extensions	Jobs filled by employee double shifting	Jobs filled by local 502 employees	Jobs filled by transferring employees	Jobs left unfilled after dispatch	TOTAL
BULK OPERATOR	1				2		3
DOCK GANTRY					1		1
ELECTRICIAN	1		1				2
HT SIGNALS					1		1
MILLWRIGHT	1						1
MOBILE CRANE OP					2		2
TRAC.TRAIL. (Y)					1		1
TRACKMAN					2		2
TRACTOR TRAILER	1						1
<b>TOTAL</b>	<b>4</b>		<b>1</b>		<b>9</b>		<b>14</b>

*Explains how shortages were managed by Dispatch*

# BCMEA Bulletin



June 23, 2009



Agent Vessel Forecast Statistics for past 28 days: May 24, 2009 - June 20, 2009		
Number of Companies with working vessels during this period	24	
Number of participating companies	22	
Participation Levels :	Very High	8
	High	9
	Moderate	3
	Low	2
Average accuracy level	55.03%	
Maximum accuracy level	92.65%	
Minimum accuracy level	0.83%	

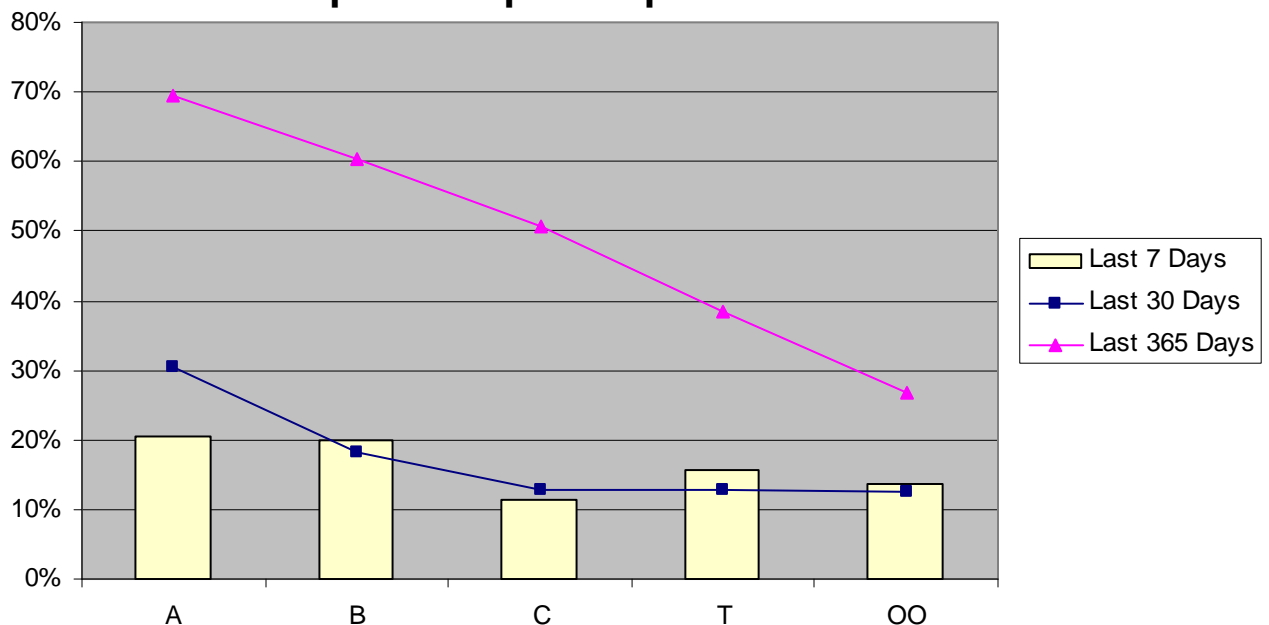
Agent Participation and Accuracy Explanation		
Overall Agent Accuracy is based on the forecasting information supplied by the agent compared to the final state of the forecast as supplied by despatch. Agent participation is calculated based on the efforts of the agent in providing forecasting information via the Agent Vessel Forecast System. Participation is based on the comparison between the <u>number</u> of forecasted shifts as against the number of working shifts. Forecast accuracy is based on forecasted shifts and gangs <u>matching</u> with working shifts and gangs.	Percentage of working shifts forecasted	
	Very High	More than 90%
	High	61% to 90%
	Moderate	31% to 60%
	Low	up to 30%

June 23, 2009

## Vancouver Dispatch - Casual Employee Utilization (June 14, 2009 - June 20, 2009)

Shift	Week Day	A Board		B Board		C Board		T Board		OO Board		Total Available	Total Dispatched	% Dispatched
		Available	Dispatched	Available	Dispatched	Available	Dispatched	Available	Dispatched	Available	Dispatched			
DAY	Sunday	22	4	5	1	0	0	1	0	0	0	28	5	18%
	Monday	111	20	32	10	8	0	10	4	9	0	170	34	20%
	Tuesday	58	6	11	1	4	0	7	2	8	0	88	9	10%
	Wednesday	31	8	10	2	5	0	7	1	6	1	59	12	20%
	Thursday	54	7	15	1	4	1	5	3	2	1	80	13	16%
	Friday	46	33	8	1	2	0	8	0	3	0	67	34	51%
	Saturday	88	81	15	4	0	0	6	1	5	0	114	86	75%
GRAVEYARD	Sunday	14	0	3	1	0	0	2	0	1	0	20	1	5%
	Monday	10	0	0	0	3	1	2	0	3	2	18	3	17%
	Tuesday	13	0	2	0	3	0	4	0	4	0	26	0	0%
	Wednesday	59	3	8	3	5	2	5	0	4	0	81	8	10%
	Thursday	22	0	2	0	2	0	3	0	4	0	33	0	0%
	Friday	57	6	2	0	5	0	3	0	6	0	73	6	8%
	Saturday	26	2	8	5	7	4	4	0	4	1	49	12	24%
NIGHT	Sunday	15	0	1	0	2	0	3	0	1	0	22	0	0%
	Monday	17	1	7	1	3	0	5	1	5	2	37	5	14%
	Tuesday	78	17	8	1	4	0	4	0	8	1	102	19	19%
	Wednesday	8	0	4	2	4	0	3	1	7	4	26	7	27%
	Thursday	71	6	5	1	7	0	4	1	7	2	94	10	11%
	Friday	17	3	6	1	5	1	6	2	6	0	40	7	18%
	Saturday	11	1	2	0	1	0	3	0	1	0	18	1	6%
<b>Grand Total</b>		<b>828</b>	<b>198</b>	<b>154</b>	<b>35</b>	<b>74</b>	<b>9</b>	<b>95</b>	<b>16</b>	<b>94</b>	<b>14</b>	<b>1245</b>	<b>272</b>	<b>22%</b>

## Vancouver Casual Employee % Dispatched per Dispatch Board



June 23, 2009

## Vancouver Gang Stats June 2009 (as at June 22/09)

Shift	2/3 Man Special				Basic				Dock Gantry				Grain			
	Req	All	Rec	Shrt	Req	All	Rec	Shrt	Req	All	Rec	Shrt	Req	All	Rec	Shrt
Shift 1 (0100)	4	4	4	0	2	2	2	0	38	38	38	0	25	25	25	0
Shift 2 (0800)	9	9	9	0	19	19	19	0	59	59	59	0	100	100	100	0
Shift 3 (1630)	9	9	9	0	19	19	19	0	59	59	59	0	74	74	74	0
<b>Totals:</b>	<b>22</b>	<b>22</b>	<b>22</b>	<b>0</b>	<b>40</b>	<b>40</b>	<b>40</b>	<b>0</b>	<b>156</b>	<b>156</b>	<b>156</b>	<b>0</b>	<b>199</b>	<b>199</b>	<b>199</b>	<b>0</b>
<b>Percent of Shortage:</b>	<b>0.00%</b>				<b>0.00%</b>				<b>0.00%</b>				<b>0.00%</b>			

## Squamish Gang Stats June 2009 (as at June 22/09)

Shift	2/3 Man Special				Basic				Dock Gantry			
	Req	All	Rec	Shrt	Req	All	Rec	Shrt	Req	All	Rec	Shrt
Shift 1 (0100)	0	0	0	0	2	2	2	0	0	0	0	0
Shift 2 (0800)	0	0	0	0	5	3	3	2	0	0	0	0
Shift 3 (1630)	0	0	0	0	4	4	4	0	0	0	0	0
<b>Totals:</b>	<b>0</b>	<b>0</b>	<b>0</b>	<b>0</b>	<b>11</b>	<b>9</b>	<b>9</b>	<b>2</b>	<b>0</b>	<b>0</b>	<b>0</b>	<b>0</b>
<b>Percent of Shortage:</b>	<b>0.00%</b>				<b>0.00%</b>				<b>0.00%</b>			

## Vancouver Island Gang Stats June 2009 (as at June 22/09)

Shift	2/3 Man Special				Basic				Dock Gantry			
	Req	All	Rec	Shrt	Req	All	Rec	Shrt	Req	All	Rec	Shrt
Shift 1 (0100)	0	0	0	0	0	0	0	0	0	0	0	0
Shift 2 (0800)	15	15	15	0	45	44	44	1	0	0	0	0
Shift 3 (1630)	14	14	14	0	7	7	7	0	0	0	0	0
<b>Totals:</b>	<b>29</b>	<b>29</b>	<b>29</b>	<b>0</b>	<b>52</b>	<b>51</b>	<b>51</b>	<b>1</b>	<b>0</b>	<b>0</b>	<b>0</b>	<b>0</b>
<b>Percent of Shortage:</b>	<b>0.00%</b>				<b>1.92%</b>				<b>0.00%</b>			



June 23, 2009

## Dispatch Shortage Stats for June 2009

*Shortages at commencement and post dispatch, month-to-date June 22/09*

0100 Shift					1630 Shift				
Rating	At	Shifts	Post	Shifts	Rating	At	Shifts	Post	Shifts
	Dispatch		Dispatch			Dispatch		Dispatch	
DOCK GANTRY	1	1	0	0	BULLDOZER (DOCK)	1	1	0	0
DOW CHEMICALS	1	1	0	0	CARPENTER (CERT)	1	1	0	0
NEPTUNE TRUNK (B.O.)	1	1	0	0	ELECTRICIAN (CERT)	8	6	5	4
P.M. BULK LIQUID OP.	4	3	0	0	FIRST AID MAN	2	2	0	0
0800 Shift					H.D. MECH (CERT)	2	2	0	0
Rating	At	Shifts	Post	Shifts	MILLWRIGHT (CERT)	7	6	2	2
	Dispatch		Dispatch		RAIL PERSON	1	1	0	0
DOW CHEMICALS	1	1	0	0	SWITCHMAN (ALL SITES)	4	2	0	0
ELECTRICIAN (CERT)	3	3	2	2	WELDER (CERT)	3	3	1	1
H.D. MECH (CERT)	2	2	0	0	WHEAT SPECIALTY	2	2	0	0
P.M. BULK LIQUID OP.	1	1	0	0					
PLUMBER (CERT)	1	1	0	0					
TRACKMAN	1	1	0	0					

Send your comments  
or contributions  
to the Bulletin's editor:

Gordon Clissold

[editor@bcmea.com](mailto:editor@bcmea.com)

604-694-2318

### BCMEA SCHEDULED MEETINGS

#### Board of Directors

**Wednesday June 24, 2009**  
9:00 AM – 11:30 AM  
5<sup>th</sup> Floor Boardroom  
349 Railway St

#### Break Bulk Sector

**Wednesday June 24, 2009**  
1:00 PM – 2:00 PM  
5<sup>th</sup> Floor Boardroom  
349 Railway St

#### Maintenance Sector

**Thursday June 25, 2009**  
9:00 AM – 12:30 NOON  
5<sup>th</sup> Floor Boardroom  
349 Railway St

#### Finance & Audit (Sub-Committee)

**Friday June 26, 2009**  
9:30 AM – 11:00 AM  
4<sup>th</sup> floor boardroom  
349 Railway St