



June 2, 2009

Certificate of Recognition Generates \$300,000 in Rebates

Late in 2007 the BCMEA entered into the Partners in Injury and Disability Prevention program with WorkSafeBC. This is a WorkSafeBC strategic initiative that encourages employers to voluntarily develop health, safety, and injury management systems. The initiative is based on the proven concept that employers who take a strategic approach to risk mitigation and continuous improvement have greater success in reducing the human and financial costs of workplace injuries.

A large component of the Partners Program is the Certificate of Recognition. Waterfront employers who implement health and safety management systems as well as injury management systems and have validated these programs through the application of a rigorous audit process are rewarded through a balanced and transparent WorkSafeBC employer incentive program. Employers that meet the standard are eligible to receive a Certificate of Recognition. The incentives are in the form of a rebate on the WorkSafeBC payroll assessment. Successful auditing of the safety management system would result in a 10% rebate, with an additional rebate of 5% for the injury management system. This provides for a potential rebate of 15% of WorkSafeBC premiums for employers.

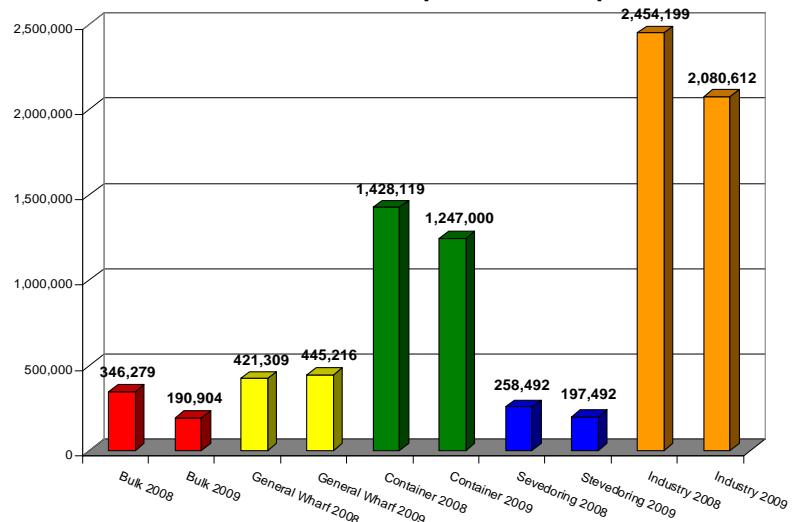
In 2008 four employers were awarded their Certificate of Recognition; DP World, Neptune Bulk Terminals, Pacific Coast Terminals and Western Stevedoring. Each of these employers has demonstrated leadership and commitment to safety on our waterfront. An awards luncheon was held on May 13th to celebrate this important achievement. Rebate cheques totalling approximately \$300,000 will be sent to these employers in the near future.

The BCMEA extends its congratulations and sincere appreciation to these companies for taking a leading role in the program and more importantly in the safety of our waterfront.

For more information about this program contact Donovan Hides at 604 688 1155 ext 422 or via email at dhides@bcmea.com

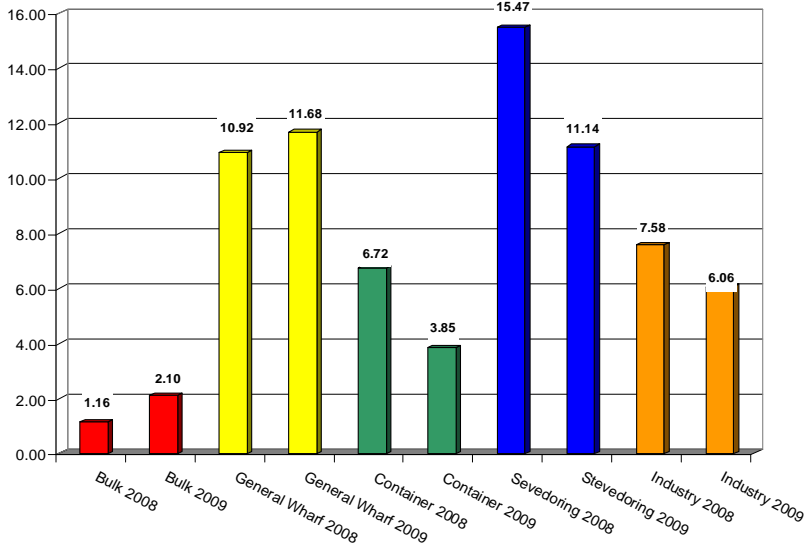
Health and Safety

Sectoral Hours Year - April 2008 vs. April 2009



June 2, 2009

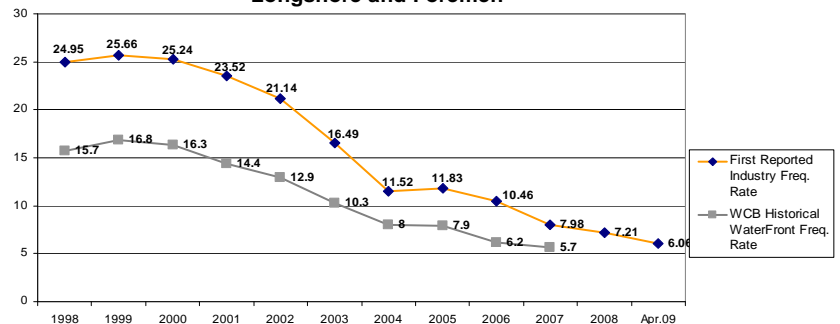
**Sectoral Frequencies Year to Date to April 2008 vs. April 2009
Claims First Report**



Health and Safety

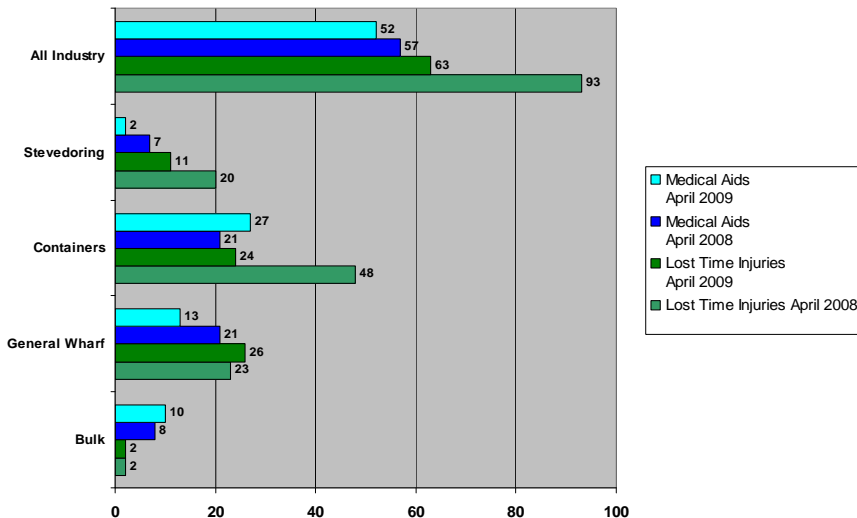
For more information on these graphs contact: Suki Hache shache@bcmea.com

**Accident Frequency Year to Date to End of April 2009
Longshore and Foremen**



Top line represents LTIs as reported by member companies. Second line represents true frequency rate, 2007 represents full year frequency 2009 represents frequency year to date to April 2009.

**Lost Time Injuries and Medical Aid 2008 - 2009
Claims First Reported**

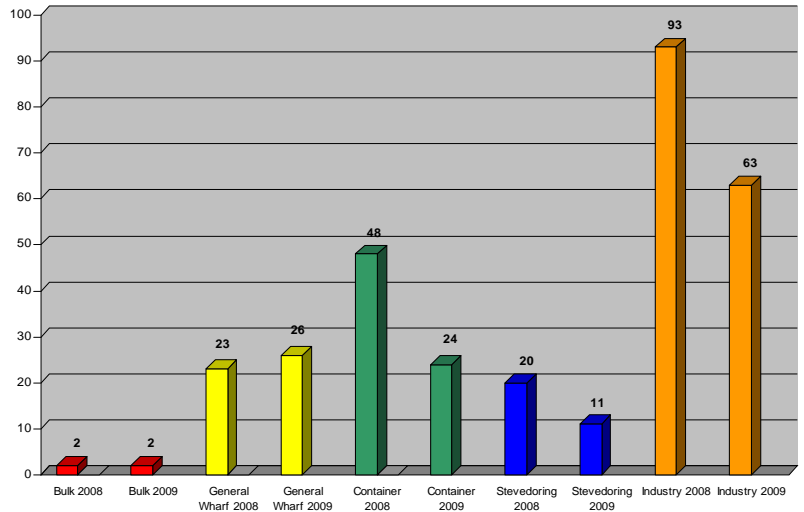




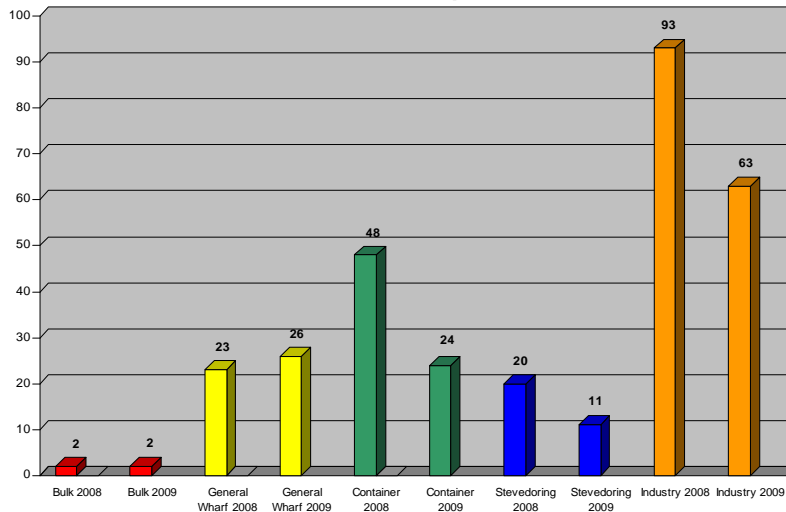
June 2, 2009

Health and Safety

Lost Time Injuries by Sector - April 2008 vs. April 2009
Claims First Reported



Lost Time Injuries by Sector - April 2008 vs. April 2009
Claims First Reported



For more information
on these graphs
contact: Suki Hache
shache@bcmea.com

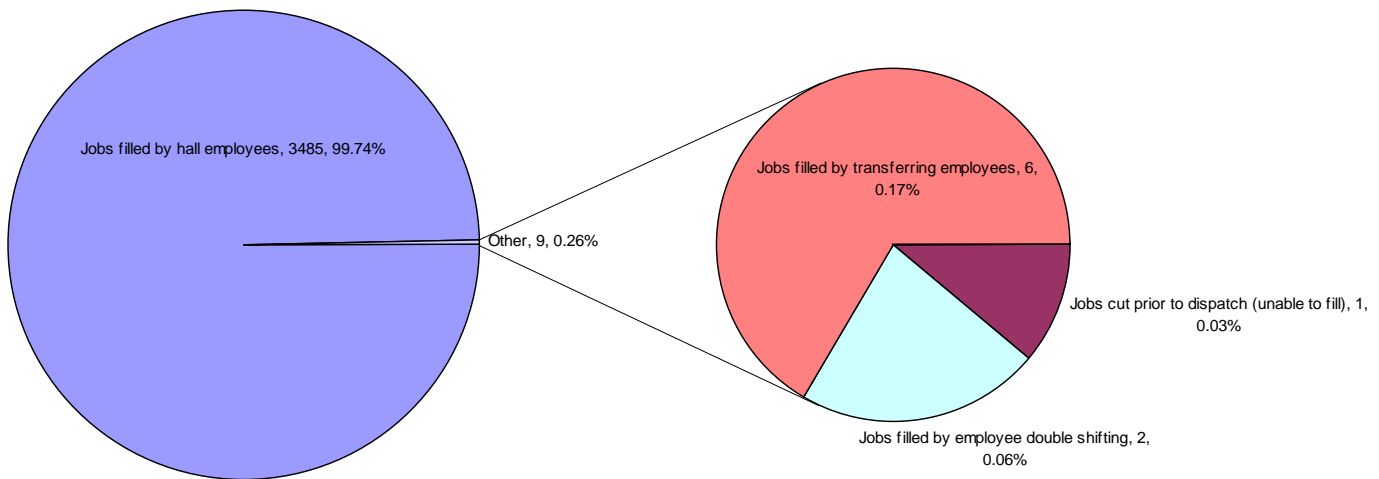
DISPATCH SHORTAGE STATISTICS

For Period: Sunday, May 24, 2009 to Saturday, May 30, 2009

40 TON & RACK					1		1
DOCK GANTRY					2		2
F.E.L.					1		1
H.D. MECHANIC	1						1
MOBILE CRANE OP				2			2
TRACKMAN					1		1
WHEAT SPECIALTY					1		1
TOTAL	1			2	6		9

Explains how shortages were managed by Dispatch

June 2, 2009



Agent Vessel Forecast Statistics for past 28 days: May 3, 2009 - May 30, 2009		
Number of Companies with working vessels during this period		27
Number of participating companies		24
Participation Levels :	Very High	10
	High	9
	Moderate	5
	Low	0
Average accuracy level		55.21%
Maximum accuracy level		100.00%
Minimum accuracy level		8.33%

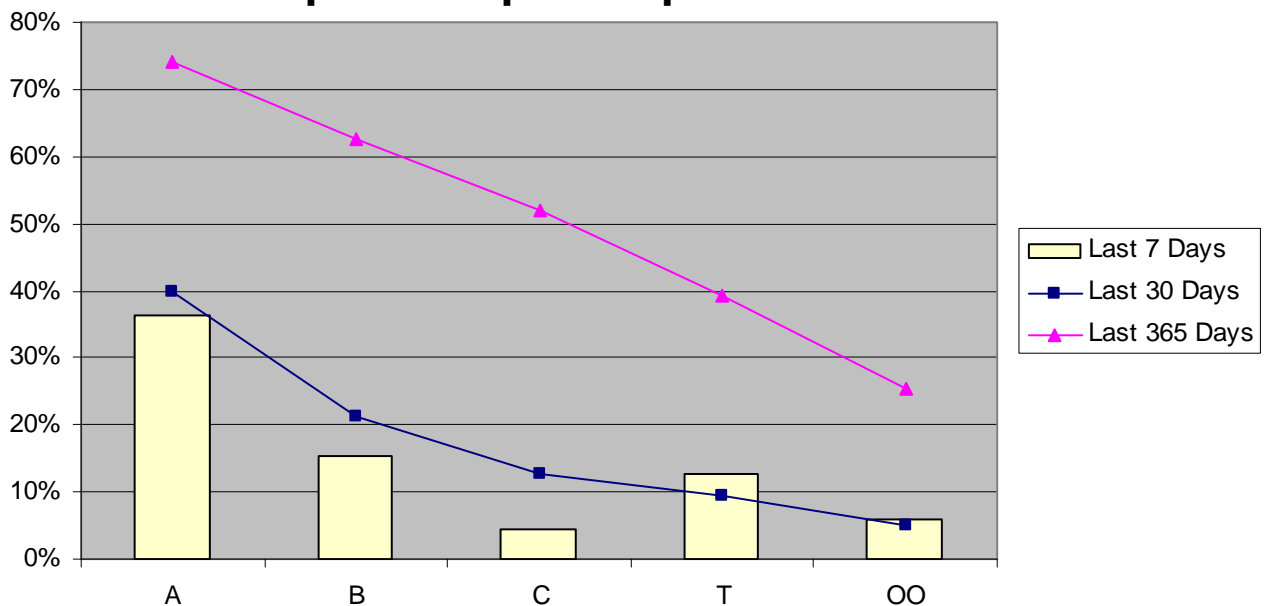
Agent Participation and Accuracy Explanation		
Overall Agent Accuracy is based on the forecasting information supplied by the agent compared to the final state of the forecast as supplied by despatch. Agent participation is calculated based on the efforts of the agent in providing forecasting information via the Agent Vessel Forecast System. Participation is based on the comparison between the <u>number</u> of forecasted shifts as against the number of working shifts. Forecast accuracy is based on forecasted shifts and gangs <u>matching</u> with working shifts and gangs.		Percentage of working shifts forecasted
	Very High	More than 90%
	High	61% to 90%
	Moderate	31% to 60%
	Low	up to 30%

June 2, 2009

Vancouver Dispatch - Casual Employee Utilization (May 24, 2009 - May 30, 2009)

Shift	Week Day	A Board		B Board		C Board		T Board		OO Board		Total Available	Total Dispatched	% Dispatched
		Available	Dispatched	Available	Dispatched	Available	Dispatched	Available	Dispatched	Available	Dispatched			
DAY	Sunday	55	7	15	0	3	0	4	0	2	0	79	7	9%
	Monday	97	42	30	7	14	0	10	5	8	2	159	56	35%
	Tuesday	100	58	29	8	16	0	14	6	3	0	162	72	44%
	Wednesday	97	77	42	3	32	0	14	3	7	0	192	83	43%
	Thursday	102	44	19	4	10	0	7	1	6	2	144	51	35%
	Friday	89	15	15	0	15	0	8	2	6	0	133	17	13%
	Saturday	70	68	27	13	34	3	8	1	8	0	147	85	58%
GRAVEYARD	Sunday	6	0	3	0	4	0	2	0	1	0	16	0	0%
	Monday	30	0	4	0	1	0	4	0	3	0	42	0	0%
	Tuesday	10	0	3	1	5	1	3	0	0	0	21	2	10%
	Wednesday	25	6	18	1	11	2	3	1	8	1	65	11	17%
	Thursday	2	0	11	1	8	0	4	0	0	0	25	1	4%
	Friday	23	1	6	0	2	0	4	0	4	0	39	1	3%
	Saturday	61	55	46	24	40	1	15	1	0	0	162	81	50%
NIGHT	Sunday	41	1	8	0	2	0	4	0	1	0	56	1	2%
	Monday	13	0	5	0	7	0	4	0	3	0	32	0	0%
	Tuesday	47	9	22	0	13	1	3	0	9	1	94	11	12%
	Wednesday	10	3	20	2	13	5	4	0	1	0	48	10	21%
	Thursday	24	0	5	0	3	1	3	0	7	0	42	1	2%
	Friday	60	9	20	0	26	1	6	0	4	0	116	10	9%
	Saturday	5	4	6	4	12	0	3	0	1	0	27	8	30%
Grand Total		967	399	354	68	271	15	127	20	82	6	1801	508	28%

Vancouver Casual Employee % Dispatched per Dispatch Board



June 2, 2009

Vancouver Gang Stats May 2009 (as at May 31/09)

Shift	2/3 Man Special				Basic				Dock Gantry				Grain			
	Req	All	Rec	Shrt	Req	All	Rec	Shrt	Req	All	Rec	Shrt	Req	All	Rec	Shrt
Shift 1 (0100)	3	3	3	0	11	11	11	0	75	75	75	0	34	34	34	0
Shift 2 (0800)	16	16	16	0	75	75	75	0	101	101	101	0	145	145	145	0
Shift 3 (1630)	11	11	11	0	38	38	38	0	102	102	102	0	101	101	101	0
Totals:	30	30	30	0	124	124	124	0	278	278	278	0	280	280	280	0
Percent of Shortage:	0.00%				0.00%				0.00%				0.00%			

Squamish Gang Stats May 2009 (as at May 31/09)

Shift	2/3 Man Special				Basic				Dock Gantry			
	Req	All	Rec	Shrt	Req	All	Rec	Shrt	Req	All	Rec	Shrt
Shift 1 (0100)	0	0	0	0	9	9	9	0	0	0	0	0
Shift 2 (0800)	0	0	0	0	17	17	17	0	0	0	0	0
Shift 3 (1630)	0	0	0	0	13	13	13	0	0	0	0	0
Totals:	0	0	0	0	39	39	39	0	0	0	0	0
Percent of Shortage:	0.00%				0.00%				0.00%			

Vancouver Island Gang Stats May 2009 (as at May 31/09)

Shift	2/3 Man Special				Basic				Dock Gantry			
	Req	All	Rec	Shrt	Req	All	Rec	Shrt	Req	All	Rec	Shrt
Shift 1 (0100)	0	0	0	0	0	0	0	0	0	0	0	0
Shift 2 (0800)	4	4	4	0	25	25	25	0	0	0	0	0
Shift 3 (1630)	2	2	2	0	20	20	20	0	0	0	0	0
Totals:	6	6	6	0	45	45	45	0	0	0	0	0
Percent of Shortage:	0.00%				0.00%				0.00%			

June 2, 2009

Dispatch Shortage Stats for May 2009

Shortages at commencement and post dispatch, month-to-date May 31/09

0100 Shift					1630 Shift				
Rating	At	Shifts	Post	Shifts	Rating	At	Shifts	Post	Shifts
	Dispatch		Dispatch			Dispatch		Dispatch	
DOCK GANTRY	9	4	0	0	BOMBARDIER	1	1	0	0
ELECTRICIAN (CERT)	1	1	1	1	ELECTRICIAN (CERT)	1	1	0	0
H.D. MECH (CERT)	1	1	0	0	H.D. MECH (CERT)	1	1	0	0
NEPTUNE TRUNK (B.O.)	1	1	0	0	MILLWRIGHT (CERT)	1	1	0	0
SHIP GANTRY	2	2	0	0	MOBILE CRANE (C.W.)	1	1	0	0
0800 Shift					P.M. BULK LIQUID OP.	2	2	0	0
Rating	At	Shifts	Post	Shifts	SHIP GANTRY	2	1	0	0
	Dispatch		Dispatch		TOPSIDE	2	1	0	0
ELECTRICIAN (CERT)	1	1	0	0	VT CHECKER	1	1	0	0
PLUMBER (CERT)	1	1	0	0	WELDER (CERT)	1	1	1	1
SHIP GANTRY	1	1	0	0					
TRACKMAN	1	1	0	0					

BCMEA SCHEDULED MEETINGS

Maintenance Sector

Thursday June 4, 2009
 9:30 AM – 11:00 AM
 5th floor boardroom
 349 Railway St

Waterfront Industry Pension Plan (Trustees)

Wednesday June 10, 2009
 9:30 AM – 1:00 PM
 4th floor boardroom
 349 Railway St

I.L.W.U. Health & Benefit Plan (Trustees)

Wednesday June 10, 2009
 1:00 PM – 3:30 PM
 4th floor boardroom
 349 Railway St

Union Meeting Nights – June 2009

The Union Meeting Nights for June 2009 are as follows:

Vancouver (500)	Wednesday	June 17, 2009
New Westminster (502)	Wednesday	June 17, 2009
Chemainus (508)	Monday	June 8, 2009
Prince Rupert (505)	Tuesday	June 9, 2009

Please be guided by the provisions of Article 15 in the Collective Agreement respecting working restrictions and conditions on Union Meeting Nights.

Send your comments or contributions to the Bulletin's editor:

Gordon Clissold

editor@bcmea.com

604-694-2318